

I N T E R V A L I N T E R N A T I O N A L



Exchanging With

CLUB
interval
GOLD







Club Interval Gold:
The Ultimate in Exchange Flexibility **3**

A Club Interval Gold Overview **4**

Points Usage Examples **6**

How to Make a Club Interval Exchange:
A Step-by-Step Guide **8**

How to Make a Club Interval Exchange:
An Online Guide **10**

A Points Primer **15**

Points Values **16**





Club Interval Gold

THE ULTIMATE IN EXCHANGE FLEXIBILITY

3

Club Interval Gold® is a membership and exchange program from Interval International®, the vacation ownership industry's innovator and quality leader since 1976.

With your shared ownership purchase and Club Interval Gold membership, you have the best of all worlds — and the ultimate in vacation flexibility.

Club Interval Gold offers a points-based exchange service designed for the owners of traditional weeklong timeshare vacations. The program allows you to continue to exchange through Interval on a traditional weeks basis or deposit a week at your home resort with Interval in exchange for points. You then have the ability to redeem your points for a full week of vacation time, for multiple escapes of just a few days each, or even toward a cruise, golf, or spa vacation. You may request a variety of accommodation sizes and travel seasons, and even save and combine points toward future vacations.

As a Club Interval Gold member, you are also entitled to a host of other valuable benefits and services that you can use at home and on vacation. For information about these benefits, sign in to IntervalWorld.com, or consult your Club Interval Gold membership kit or the *Interval International Resort Directory*.

To learn how to make a Club Interval Gold exchange, read on.





A CLUB INTERVAL GOLD OVERVIEW

Through Interval International, you can trade your points or week for vacations at hundreds of resorts around the world. Exchange is a great way to give your family a refreshing change — to visit exciting new destinations, or travel at a different time.

Fixed-week owners can relinquish their week directly to Interval for an allotment of Club Interval Gold points. Generally, floating-week owners must first contact their home resort to secure a reservation and then relinquish that week to Interval for their allotment of points.

The chart on page 16 shows the ranges of points that will be allotted for all deposits made at least 120 days prior to the check-in date of your home resort week (for deposits made inside of 120 days, see the chart on page 9), as well as a range of points that are required to make the exchange of your choice. All points will expire two years from the check-in date of the relinquished week. Once you have received your points, you can use them for full-week (seven-night)

vacations, ShortStay Exchange®, or toward Interval Options® cruise, spa, and golf exchanges. Interval International exchange fees apply to all transactions.*

If you wish to exchange your Club Interval Gold-designated week on a traditional weeks basis, or if you'd like to make an exchange using a non-Club Interval Gold-designated week, please refer to page 8 of your *Interval International Resort Directory*. If you'd like to convert your week to points and exchange, turn to page 8 of this brochure.


*Interval Options exchanges also require the payment of a supplemental fee.



With a Club Interval Gold membership, you enjoy the ultimate in travel flexibility. The possibilities are almost endless:

- Weeklong exchange
- ShortStay Exchange, for vacations of one to six nights
- Interval Options
- Trade up for a larger unit to accommodate more people
- Take smaller units, turning one deposit into multiple stays
- Turn one week into a series of shorter breaks
- Combine points from future weeks for even greater trading power

TURN TO PAGE 7 FOR EXAMPLES





POINTS USAGE EXAMPLES

YOUR WEEK

Traditional
week-based
exchange

Convert to
Club Interval Gold
points. Make as
many exchanges
as your points
allow.
Some examples:

Trade for another week
of comparable value





Take the Kids: Week in Orlando for 55,250 points.

And

Leaf-Peeping With Friends: Three nights in the Poconos for 12,909 points.



Just the Two of You: Week in Las Vegas for 40,000 points.

And

Golf Outing: Two nights in Palm Springs for 10,400 points.

And

Set Sail: Use 15,000 points toward a cruise.



And keep the change!
Unused points can be applied
toward future exchanges.

TURN THE PAGE TO LEARN HOW TO MAKE A
CLUB INTERVAL GOLD EXCHANGE.



HOW TO MAKE A CLUB INTERVAL GOLD EXCHANGE

A Step-by-Step Guide

Making an exchange is easy. If you elect to convert your week to points, follow these simple steps:

1 SHOP FIRST OR DEPOSIT

Prior to depositing your week, you can shop around for an exchange at IntervalWorld.com. If your search is successful, you'll be confirmed immediately, and then you will relinquish your points. If you'd rather use our Deposit First exchange method, you can do so at IntervalWorld.com or call toll-free 866.763.7570.

2 DEPOSITING? DO IT EARLY AND GET MORE POINTS

The sooner you deposit your week, the longer you have to use the points allotted. What's more, if you deposit a week at least 120 days before your check-in date, you will receive the maximum number of points available for your particular week. (See the chart below for the percentage of points awarded for deposits inside of 120 days.) You have the flexibility of up to a three-year travel window — exchange anytime from one year before to two years after the first day of your deposited week. And if your resort participates in the Early Deposit program, you can

deposit up to two years in advance of your week for up to a four-year travel window. Travel dates may be requested up to 24 months in advance.

3 LET US DO THE WORK FOR YOU

After you deposit, place a request and let us search for you. If your selection becomes available, you will be confirmed automatically. Availability changes daily, and the week you want may become available at any time. If you do not place a request, the vacation you seek could be confirmed to someone else who has.

• When placing a request, be sure to select a minimum of three different resorts and at least one time period, one resort and three time periods, or two resorts and two time periods. Also, remember to select the smallest unit that can accommodate your party. Many resorts have more small units than large ones, and this tip can go a long way toward helping you get matched.

LEAD TIMES FOR DEPOSITS AND CONFIRMATION CANCELLATIONS

Timing is everything, and so it goes with vacation planning. The sooner you deposit your week, the more points you will be allotted. If you need to cancel an exchange, you must do so within 24 hours of confirmation to receive a fee and points refund. For more information on timeframes associated with deposits and cancellations, see the charts at right.

DEPOSIT LEAD TIME (BEFORE CHECK-IN DATE)	PERCENTAGE OF POINTS ALLOTTED
120 days or more	100%
119 – 60 days	75%
59 – 30 days	50%
29 – 14 days	25%
Less than 14 days	Not accepted

- Can't break for a week? Looking for a shorter trip? Use ShortStay Exchange. Club Interval Gold members can redeem their points for as many shorter vacations as their available points allow — from as few as one night to as many as six.
- Want an out-of-the-ordinary vacation experience? Interval Options allows you to use your points toward a cruise, spa, or golf vacation. For a spa or golf vacation, call 866.763.7570; cruises can be booked online.

4 YOUR EXCHANGE IS COMPLETE

You'll receive a vacation confirmation (via email, phone, or the postal service) that includes details about the unit, resort, and surrounding area.



CONFIRMATION CANCELLATION LEAD TIME (BEFORE CHECK-IN DATE)	PERCENTAGE OF POINTS REFUND	FEE REFUND
Within 24 hours of confirmation	100%	Yes
120 days or more	100%	No
119 – 60 days	75%	No
59 – 30 days	50%	No
29 – 1 day(s)	25%	No

TURN THE PAGE FOR YOUR ONLINE GUIDE TO
CLUB INTERVAL GOLD EXCHANGES. 

HOW TO MAKE A CLUB INTERVAL GOLD EXCHANGE

An Online Guide

Exchanging at IntervalWorld.com is easy for Club Interval Gold members. On this and the following three pages, we show you how to shop for an instant confirmation, exchange with our Deposit First method, and use the ShortStay Exchange and Interval Options benefits.

Getaways **Exchange** Travel Offers & Extras Benefits

Vacation Exchange Cruise Exchange ShortStay Exchange My Units

Vacation Exchange
Search Availability & Request An Exchange

1. Search Type
☒ Single Destination ☐ Search All Destinations
☐ Resort Name Or Code or [Use A Map](#)
Enter city or a point of interest...

2. Travel Window
Search up to two years in advance
Earliest Travel Date mm/dd/yyyy Latest Travel Date mm/dd/yyyy

3. Number Of Guests
Adults 1 Children (Age: 0-16) 0
[Search By Amenities & Activities](#)

Continue

My Messages
Williamsburg Special Offer
Get a Bonus Vacation.
[More details...](#)

Best Price Guarantee on Getaways!
Book your accommodations today ... no need to shop around.

Florida Residents
Purchase your discounted Walt Disney World® Theme Park tickets here...

SHOP FOR AN INSTANT CONFIRMATION

Go to the Exchange tab and click My Units. The Available Points Tool (inset below) breaks down your points by deposit and tells you when they will expire. Click **Vacation Exchange** under Exchange Actions to continue.

Getaways **Exchange** Travel Offers & Extras Benefits Resort Directory Co

Planning Availability Booking Payment Confirmation

My Units

Club Interval Gold Weeks
75,000 Points
[Available Points Tool](#)

Exchange Actions:
Vacation Exchange
Cruise Exchange
Shortstay Exchange
Place Request
For Points
Other Options

Unit: 3BEDAB 2011 (Float) Available (Lock-off capable)
Float

Note: Contact resort/club to obtain reservation

Unit: CBED 2011 (Float) Available
Float

Note: Contact resort/club to obtain reservation

Unit: 1BEDA 2011 (Float) Available
Float

Available Points Tool

75,000
Available Points

Search By Date: 9/8/2011

Deposited Points

Points	Expiration Date	Points Earned by:
75,000	03/18/2014	EXCH

Other Options

DEPOSIT FIRST

Go to the Exchange tab and click My Units. Select the week that you want to deposit. Make sure the check-in date, check-out date, and expiration date are correct, then click **Deposit**. To find out how to check for exchange availability, turn to page 12.

The screenshot shows the Club Interval website interface. The top navigation bar includes 'Getaways', 'Exchange', 'Travel', 'Offers & Extras', and 'Benefits'. The 'Exchange' tab is selected and circled in green. Below it, the 'My Units' link is also circled in green. The main content area is divided into two columns. The left column, titled 'Vacation Exchange', contains search filters for 'Search Type' (Single Destination, Search All Destinations), 'Travel Window' (Earliest Travel Date, Latest Travel Date), and 'Number Of Guests' (Adults, Children). The right column, titled 'My Messages', lists two units for deposit. The first unit is 'Star Island Resort and Club - STR' with a 'DEPOSIT 75,000 Points' button circled in green. The second unit is 'Star Island Resort and Club - STR' with a 'DEPOSIT 56,250 Points' button.

The screenshot shows the 'Points Deposit Details' page for the 'Star Island Resort and Club - STR'. The page displays the following information:

- Deposited Points Value:** 75,000
- Points expiration Date:** Tuesday, March 24, 2015
- Unit Detail:** #1111/B, 1 bedroom, Sleeps 4
- Check-In Date:** Sunday, March 17, 2013
- Check-Out Date:** Sunday, March 24, 2013

Below this information, a paragraph explains the deposit type: "Deposit Type: If you choose to deposit this unit for points, you will have the flexibility of up to a three-year travel window and Interval International will have immediate use of this week. Your deposit expiration date will be March 24, 2015. You will have until your expiration date to complete your travel." At the bottom of the page, there is a 'Cancel Deposit Action' link and a 'Deposit' button circled in green.

HOW TO MAKE A CLUB INTERVAL GOLD EXCHANGE

An Online Guide

CHECK AVAILABILITY

Whether you shop for an instant confirmation or use the Deposit First exchange method, you will need to search for availability, then review all available resort weeks that meet your search criteria. If you have enough points to make an exchange, you will see an **Exchange** button next to the required points value. Click the **Exchange** button to start booking. If you don't have enough to make your desired exchange, scroll over the **More Info** button, and you will be prompted to add points to your account.

Getaways Exchange Travel Offers & Extras Benefits Resort Directory

My CIG Points: Available Points Tool Deposit your weeks

Check Availability & Request An Exchange

Vacation Exchange Search Availability & Request An Exchange


1. Search Type
☒ Single Destination ☐ Search All Destinations
☐ Resort Name Or Code or [Use A Map](#)
 Orlando, FL

2. Travel Window
 Search up to two years in advance
 Earliest Travel Date 12/02/2011 Latest Travel Date 12/01/2012

3. Number Of Guests
 Adults 2 Children (Age: 0-16) 1

[Search By Amenities & Activities](#)

Continue



Sheraton Vistana Resort VIO Orlando, FL, USA Resort Details & Photos		
Dec 02 2011 - Dec 09 2011	52,500 Points	Exchange
Dec 03 2011 - Dec 10 2011	52,500 Points	Exchange
Feb 05 2012 - Feb 12 2012	87,500 Points	More Info
See More Dates		
Blue Tree Resort at Lake Buena Vista BLT Orlando, FL, USA Resort Details & Photos		
Jan 07 2012 - Jan 14 2012	45,000 Points	Exchange
Feb 04 2012 - Feb 11 2012	65,625 Points	Exchange
Feb 11 2012 - Feb 18 2012	56,250 Points	Exchange
See More Dates		

SHORTSTAY EXCHANGE

Click **ShortStay Exchange** under Exchange Actions. Select where you want to go, when, and for one to six nights. Availability and the required points will show instantly. After you click **Exchange**, the booking process will commence.

The image displays two screenshots of the Club Interval website interface, illustrating the ShortStay Exchange process.

Left Screenshot (My Units):

- Navigation:** Getaways, Exchange, Travel, Offers & Extras, Benefits, Resort Directory.
- My Units:**
 - Club Interval Gold Weeks:** 75,000 Points (Available Points Tool)
 - Grand Timber Lodge (GTR):** Unit: 3BEDAB, 2011 (Float), Available (Lock-off calendar)
 - Unit: OBED:** 2011 (Float), Available
 - Unit: 1BEDA:** 2011 (Float), Available
- Exchange Actions:**
 - Vacation Exchange
 - Cruise Exchange
 - Shortstay Exchange** (Circled)
 - Place Request
 - For Points
- Buttons:** DEPOSIT For Points

Right Screenshot (ShortStay Exchange):

- Navigation:** Getaways, Exchange, Travel, Offers & Extras, Benefits, Resort Directory, Commu...
- ShortStay Exchange:**
 - 1. Select Destination:** (Circled)
 - Featured Destinations: Florida, Orlando, Virginia, Williamsburg, Missouri, Branson, Nevada, Las Vegas, British Columbia, Eastern, California, Palm Springs & Asia, China, Hainan Island, China, Shanghai Province, China, Yunnan Province, Malaysia, Beaches, Malaysia, Countryside, Thailand, Bangkok, Thailand, Pattaya, Australia & New Zealand
 - 2. Nights:** 1 2 3 4 5 6 (Circled)
 - 3. Select Available Check-in Date:** (Circled)
 - Calendar showing November 2011 and January 2012. Dates in bold indicate available check-in dates.
- Buttons:** Exchange





HOW TO MAKE A CLUB INTERVAL EXCHANGE

An Online Guide

INTERVAL OPTIONS — CRUISE EXCHANGE

Click **Cruise Exchange**. Select how many of your available points (from the five possible choices shown below) you would like to use, then click **Continue**. Search availability, then select a cabin and take note of the supplemental fee per person.



Getaways Exchange Travel Offers & Extras Benefits Resort Directory

Planning Availability Booking Payment Confirmation

My Units

Club Interval Gold Weeks
75,000 Points
[Available Points Tool](#)

Grand Timber Lodge
GTR

Unit: 3BEDAB 2011 (Float)
Float (Lock-off capable)

Exchange Actions:
Vacation Exchange
Cruise Exchange
Shortstay Exchange
Place Request
[For Points](#)
Other Options

Getaways Exchange Travel Offers & Extras Benefits Resort Directory Community

Points for your Cruise Exchange

To show Cruise Exchange availability, please tell us how many points you want to use by selecting from the points values below.

If you would like to deposit more points to use towards your Cruise Exchange, you can go back to [My Units](#).

[Available Points Tool](#)

15,000 25,000 **60,000** 90,000 150,000

[Back to My Units](#) **Continue**

Getaways Exchange Travel Offers & Extras Benefits Resort Directory

Currently Shopping Cruise Exchange using Club Interval Points.

Cruise Exchange
[Deposit/Extend A Week](#)
[Place a Request](#)

Check Availability & Request An Exchange

Cruise Exchange

Search Availability & Find a Cruise

Destination: [Caribbean - Eastern](#)
Sailing Date: [September](#) 2012
Cruise Line: [Royal Caribbean](#)
Duration: [7-9 Nights](#)
[More Search Options](#) **Search**

Browse by Cruise Destinations:
[Select a destination...](#) **Search**

Browse by Cruise Line:
[Select a cruise line...](#) **Search**

Getaways Exchange Travel Offers & Extras Benefits Resort Directory Community Today's Feature

Planning Availability **Booking** Payment Confirmation

Cruise Rates & Availability

7 Night Eastern Caribbean Cruise
[Royal Caribbean International](#)
[Allure of the Seas](#)

Passengers: 2 adults, 1 child
Sailing on: September 18, 2012
Departing from: Fort Lauderdale, Florida

Category	Description	Location	Price/Rate Per Passenger	Select
L	Large Interior Stateroom	Inside	673.43 USD	SELECT
I	Ocean View Stateroom	Ocean-view	768.00 USD	SELECT
CV	Central Park View Stateroom	Ocean-view	784.83 USD	SELECT

Interval International assigns a points value — based on unit size, season of the year, resort recognition tier, and other factors — to every vacation week in its network. The chart on page 16 shows a range of points needed to complete an exchange.

UNIT SIZE, SLEEPING CAPACITY

You will note that more points are assigned to larger units. Sleeping capacity is determined on the basis of two people per private sleeping area — not maximum occupancy.

TRAVEL DEMAND INDEX

With the differences in worldwide travel patterns, it is often difficult to know when the best travel opportunities exist in a particular destination. To assist you in planning exchanges and vacations, Interval International has developed the Travel Demand Index (TDI), which reflects relative weekly inbound leisure demand. The Travel Demand Index consists of seasonal indexes presented on each of the region introduction pages in your Resort Directory. They can also be found online at IntervalWorld.com.

RESORT RECOGNITION TIER

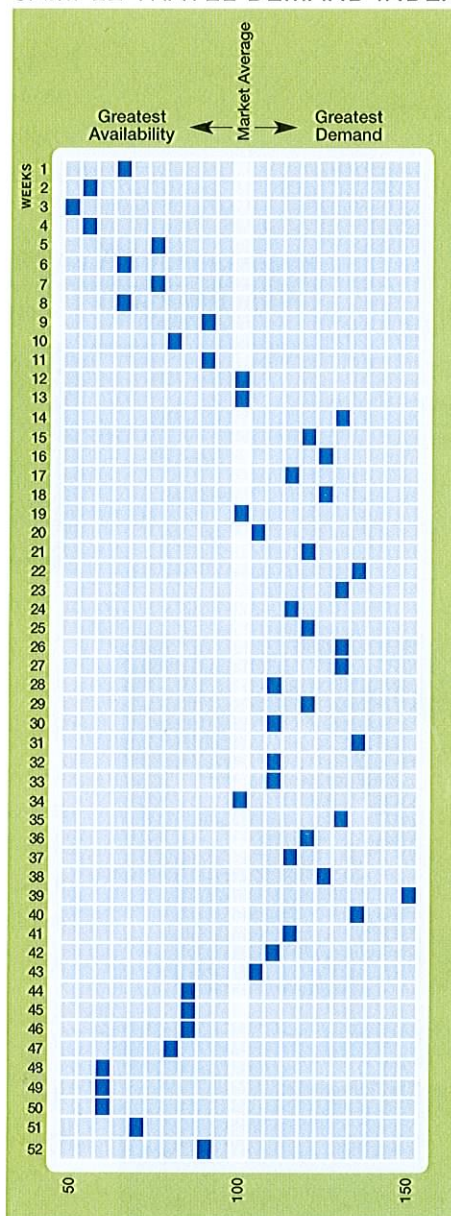
In order to provide expanded qualitative information about the resorts in our network, Interval has a multitiered Resort Recognition program. Based on research, resort inspections, and your Vacation Evaluation forms, the program is a valuable vacation-planning tool that can help you choose resorts that meet or exceed your expectations.

By meeting our already-high affiliation standards and being accepted into our network, all of Interval's member resorts are recognized for their quality. Those recognized as Interval International Select Resorts® and Interval International Premier Resorts® are identified by their respective gold and silver icons, providing you with an easy reference point as you search for exchanges. The Resort Recognition program is available for viewing in the online Resort Directory at IntervalWorld.com.

TURN TO PAGE 16 FOR POINTS RANGES NEEDED TO
COMPLETE FULL-WEEK EXCHANGES AND MORE.



SAMPLE TRAVEL DEMAND INDEX



HOW TO READ THE TRAVEL DEMAND INDEX

Use the Travel Demand Index when you are ready to plan your next vacation. It is a valuable and easy-to-use tool. Consider the seasonal index above for a typical market area. In this example, the index indicates that the best prices and availability historically are found during week 3. During week 39, prices will likely be higher than average and availabilities more limited.



POINTS VALUES

Points are subject to change. In addition to Travel Demand Index and unit size, the following factors are used to determine points values: private occupancy, quality, and whether the unit has a full or limited kitchen, or no kitchen. The values in the chart below represent points ranges for weeks deposited more than 120 days prior to check-in.


WEEKLY POINTS VALUES

TRAVEL DEMAND INDEX (TDI) RANGES	4-BEDROOM UNIT	3-BEDROOM UNIT	2-BEDROOM UNIT	1-BEDROOM UNIT	STUDIO UNIT
135 – 150	112,500 – 186,000	78,750 – 165,000	60,750 – 112,500	50,625 – 97,500	40,500 – 75,000
115 – 130	93,750 – 154,000	65,625 – 137,500	50,625 – 93,750	42,125 – 81,250	33,750 – 62,500
90 – 110	75,000 – 123,250	52,500 – 110,000	40,500 – 75,000	33,750 – 65,000	27,000 – 50,000
65 – 85	56,250 – 92,375	39,375 – 82,500	30,375 – 56,250	25,250 – 48,750	20,250 – 37,500
50 – 60	37,500 – 61,625	26,250 – 55,000	20,250 – 37,500	16,875 – 32,500	13,500 – 25,000



SHORTSTAY EXCHANGE

For ShortStay Exchange, the number of points necessary to complete the transaction is derived from the weekly values, and varies, based on the days of the week you are traveling. Each night of a Sunday-through-Thursday stay requires approximately 10 percent of the points required for the corresponding full-week stay; each Friday or Saturday stay requires approximately 25 percent.



INTERVAL OPTIONS: CRUISE EXCHANGE

For Interval Options, the number of points you choose to relinquish (15,000; 25,000; 60,000; 90,000; or 150,000) affects the supplemental fee you will pay at the time of booking. The more points you trade, the lower the supplemental fee will be.

Club Interval Gold members can select from the following relinquishment values only:				
15,000	25,000	60,000	90,000	150,000

Contact Information



INTERVALWORLD.COM



TELEPHONE NUMBERS

866.763.7570 • 305.925.3053



INTERVALWORLD.COM